


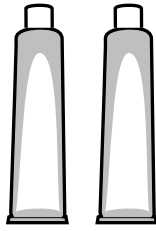
1



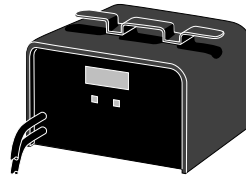
2




3



4



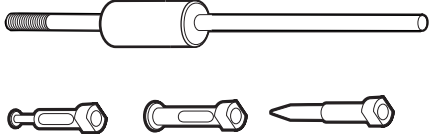
5



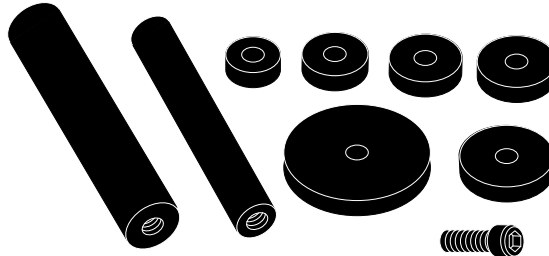
6



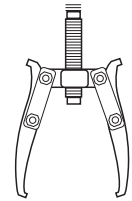
7



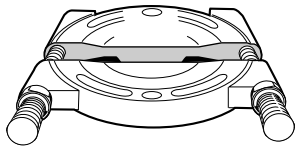
8



9



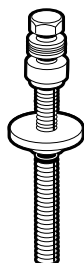
10



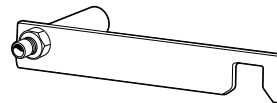
11



12




13



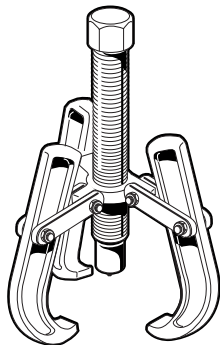
14



15



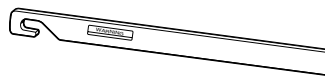
16



17



18



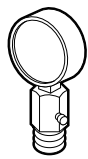
19



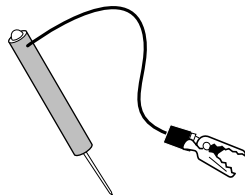
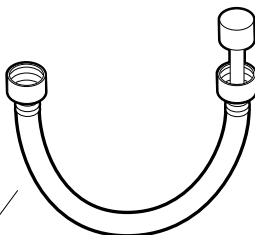
20



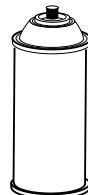
21



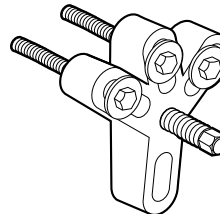
22



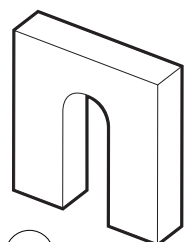
23



24



25



26

MAINTENANCE AND SERVICE TOOLS

ITEM	PART NO.	DESCRIPTION	QTY GAS	QTY ELEC
		1 2 3 4		
1	1018710-01	ACCELERATOR PEDAL ADJUSTMENT TOOL	1	1
2	1016985	ADHESION PROMOTER - ARMORFLEX®	1	1
3	1018132-02	ADHESIVE, GUIDE RING, 3 GRAM TUBE		1
4	1017295	ARMORFLEX REPAIR KIT	1	1
5	1018319-01	BATTERY DISCHARGE MACHINE, 36/48 VOLT		1
6	1014305	BATTERY TERMINAL PROTECTOR SPRAY	1	1
7	1011767	BATTERY THERMOMETER		1
8	1016417	BEARING AND OIL SEAL REMOVER ASSEMBLY	1	1
9	1016416	BEARING DRIVER SET	1	1
10	1012811	BEARING PULLER	1	1
11	1012812	BEARING PULLER WEDGE ATTACHMENT	1	1
12	1018871-01	CALIBRATION TEST MODULE		1
13	1018084-01	CAM INSTALLATION TOOL	1	
	1014510	CLUTCH TOOL KIT (INCLUDES ITEMS 14 - 20)	1	
14	1014498	CLUTCH ALIGNMENT TOOL	1	
15	1014496	DRIVE CLUTCH PULLER	1	
16	1014497	CLUTCH DRIVE HUB PULLER	1	
17	1014508	DRIVEN CLUTCH CAM PULLER	1	
18	1014507	DRIVEN CLUTCH PULLER PLUG	1	
19	1015524	DRIVE CLUTCH HOLDER TOOL ASSEMBLY	1	
20	1018091-01	PRESS WELDMENT	1	
21	1018318-01	COMMUNICATION DISPLAY MODULE		1
22	1016410-02	COMPRESSION GAUGE AND ADAPTER	1	
23	1011273	CONTINUITY TESTER	1	1
24	1012151	DRY MOLY LUBRICANT	1	1
25	1016627	FLY WHEEL PULLER KIT	1	
26	1016418	GEAR YOKE	1	1
<p>PLEASE REFER TO THE MAINTENANCE AND SERVICE MANUAL FOR PROPER TOOL APPLICATION.</p>				

